



EcoQuip² EQp

Vapor Abrasive[®] Blasting that's Portable and Powerful



PROVEN QUALITY. LEADING TECHNOLOGY.

► **Powerful. Portable. Professional.**


Prepping a surface can be challenging and time-consuming, especially if you are removing layers of paint or other coating products that have been there for decades. Grinding, scraping, applying heat, and using chemicals are hard work because the same binders that cause paint to adhere also make it hard to remove. At the end of the day, it's about finding the best machine to get the job done quickly and with as little dust as possible.

Introducing an efficient new solution in surface preparation: EcoQuip 2 EQp

This affordable option in abrasive blasting is not only easy to use, but portable enough to take from one job to another. In addition, Graco's vapor abrasive blast equipment reduces dust by up to 92% less than traditional dry blasting and uses very little water, making containment and cleanup of debris simple.



► The Basics of Getting Started



Compressor – Low Flow: 70-120 CFM

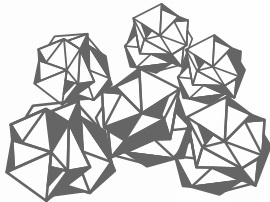
Applications: Ideal for detail work, such as window frames, railings and auto parts, or in tight areas where less air is needed.

A 1/2 in blast hose is recommended for a more consistent blast due to low air flow.

Compressor – High flow: 120 – 300 CFM

Applications: Ideal for cleaning and preparing large surface areas, such as decks, fences, building exteriors and patios.

A one inch blast hose is recommended to provide a larger blast pattern.



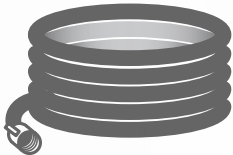
Media – There are four properties of abrasives that contribute to profile depth: size, shape, hardness and density. Knowing the surface characteristics and the profile depth you need to achieve will help you select the right abrasive for your next job.

To learn more about these four characteristics, visit blastjournal.com.

Media – Soft to Hard

Baking Soda, Walnut Shells, Plastic, Glass Beads, Coal Slag, Crushed Glass, Garnet

Tip: Be sure to test a small area before using your media choice on the final application.



Blast Hose – For the Eqp, use a 1/2 in or 1 in blast hose depending on compressor and job size. If you plan on doing both small and large jobs, we recommend having a high flow compressor with both blast hoses on hand.



Nozzles – For **low flow** applications with the 1/2 in hose, use nozzles #3, #4 or #5.

For **high flow** applications with the 1 in hose, use a #5 nozzle or larger.

Nozzle extensions are excellent for extending your reach when working on horizontal surfaces.



Water Supply – A garden hose can be used. However, if you don't have access to water on site or need to use a rust-inhibitor for blasting steel, order a water tank.

▶ EcoQuip² Eqp is the Solution

Whether you plan to remove graffiti and paint, or clean and prep a surface, it's time to consider an alternative to your power washer, chemical cleaners or hand tools and use a machine that gets the job done quickly and effectively.

Applications

- Steel and concrete surface preparation
- Wood, concrete, steel cleaning
- Iron fence and railing preparation
- Graffiti removal
- Brick and patio cleaning
- Stone and stucco stain removal
- Paint & stain removal



Water/Media Vessel

- 2.0 cu ft capacity
- Blast for up to 90 minutes between refills
- Works with coarse, fine or non-destructive media

Air Inlet Connection

- Universal, Chicago-style claw fitting, common to most 185 CFM compressors

Abrasive Supply Line

- Quick-release cam and groove connection
- Easy access shut-off valve

Portable Cart with Lift Handles

- Weighs only 220 lbs (99.8 kg)
- Easily transports between jobs
- Slide rails for easy loading





Media Funnel and Pop Up Seal

- Removable for clean-out access
- Built-in strainer

Easy-to-use Controls

- Blast air pressure
- Abrasive meter
- Selector valve for washdown or blast

Abrasive Metering Valve

- Precise control of media
- Lockable set-point

Blast Hose Control Lines

- Pneumatic operation
- Blasts up to 150 ft from machine

Quick Fill Valve

- Speeds up the fill/flush process with garden hose pressure

Blast Hose Connection

- Accepts 1/2 in or 1 in blast hose

Water Inlet Connection

- Garden hose, siphon or water tank supply options

Flat-free Wheels

- Rugged and durable to get around your job-site smoothly

Enclosure with Controls

- Blast circuit, water pump and air/water controls



Technical Specs

EcoQuip 2 EQp

Maximum Air Inlet Pressure	150 psi (10.3 bar, 1.03 Mpa)
Operating Temperature	35°-110°F (1.6°- 43.3°C)
Recommended Compressor Size	185 CFM (5.24 m ³ /min)
Abrasive Capacity*	220 lbs (100 Kg)
Dry Weight	220 lbs (100 Kg)
Wet Weight*	500 lbs (227 Kg)
Pressure Pot Volume	2 cubic ft (56 L)
Air Inlet Connection**	Universal, Chicago-style claw
Blast Connection***	2 Lug Claw Coupler
Water Inlet Connection****	3/4 in garden hose connection

* Abrasive Capacity and wet weight using 80 grit garnet.

** A 3/4 inch Male NPT connects to the universal claw out of the system.

*** A 1.25 inch NPSM connects to the 2 lug claw coupler out of the system.

****Siphon kit is included with an available 3/4" NPT adapter kit.

Air Supply Hose Minimum ID

Less than 185 CFM compressor and 100 ft of hose	1 in ID (25.4 mm ID)
Greater than 185 CFM compressor or 100 ft of hose.....	1.5 in ID (38 mm ID)

Wetted Parts

Electroless Nickel, Nylon, Brass, Stainless Steel, Nickle Plated Brass, Anodized aluminum, UHMWPE, PTFE, Nitrile, Tungsten Carbide, Acetal, Fluoroelastomer, Polyethylene, Leather, Buna, NBR, SBR, PVC.

Sound Data

Sound Pressure Level	107.2 dB (A)
Sound Power Level.....	113.2 dB (A)

Ordering Information

EQp Systems

278861	EcoQuip 2 EQp system with 1/2 in x 50 ft (15m) blast hose, #4 nozzle
278862	EcoQuip 2 EQp system with 1 in x 50 ft (15m) blast hose, #5 nozzle
278860	EcoQuip 2 EQp bare system – no blast hose or nozzle

Blast Hoses

24Z140	Blast hose, replacement, 50 ft (15m) pneumatic, 1/2 in ID	26A077	Blast hose, extension, 50 ft (15m) pneumatic, 1 in ID
24Z141	Blast hose, extension, 50 ft (15m) pneumatic, 1/2 in ID	17D788	Blast control switch, pneumatic
26A075	Blast hose, replacement, 50 ft (15m) pneumatic, 1 in ID	17D786	Hose restraint / whip check
		17D787	Blast hose coupler pin kit
		17C124	Grommet, hose coupler

Nozzles

17R023	Nozzle, #3 for 1/2 in blast hose	17K898	Nozzle, #6 high performance for 1 in blast hose
17R024	Nozzle, #4 for 1/2 in blast hose	17J855	Nozzle, #7 high performance for 1 in blast hose
17R025	Nozzle, #5 for 1/2 in blast hose	17J856	Nozzle, #8 high performance for 1 in blast hose
17R451	Nozzle, #5 standard for 1 in blast hose	17R843	Nozzle, holder, 1/2 in hose
17K897	Nozzle, #6 standard for 1 in blast hose	17R844	Kit, blast coupler, 1/2 in hose
17J859	Nozzle, #7 standard for 1 in blast hose	17R845	Kit, blast coupler 1-1/4 nps
17J860	Nozzle, #8 standard for 1 in blast hose		

Parts & Accessories

24Z788	Kit, Water tank, EQp	17R840	Kit, pinch hose replacement, EQp
17R834	Kit, pump lower, EQp	17R833	Kit, abrasive ball valve replacement
17R835	Kit, pump seal repair, EQp	17R851	Kit, blast circuit gasket, EQp
17R849	Kit, blast regulator, EQp	17R847	Kit, control air filter, EQp
17R850	Kit, blast regulator repair kit, EQp	246078	Scuff guard, for 1/2 in and 1 in blast hoses



Graco Has You Covered

Facilities Worldwide for Global Support



Quality First

At Graco we pride ourselves on providing best-in-class products. Engineered solutions are manufactured in our own facilities, with the highest standards in the industry. We provide you with world-class customer support and expertise to help solve your application challenges.



Global Reach

Graco has facilities across the globe to provide you with the products and service you need, where you live. Plus, Graco has dedicated field experts in all areas of the world to support the products we sell.



Product Capabilities

Graco has a broad range of products that are engineered and tested to perform in the harshest environments so you can be certain your equipment is protected and working at peak performance.



SYNTECH- SURFACE FINISHING
PO BOX 19-341, 12B SAUNDERS PL
AVONDALE, AUCKLAND,
NEW ZEALAND
PH: +64 9 820 2121,
FAX: +64 9 820 0101
EMAIL: sales@syntechnz.com

Contact us today!

0800 SYNTECH

PH: 0800 796 8324

